MEAN WELL

Your Reliable Power Partner

XLG-75 series

LED Driver

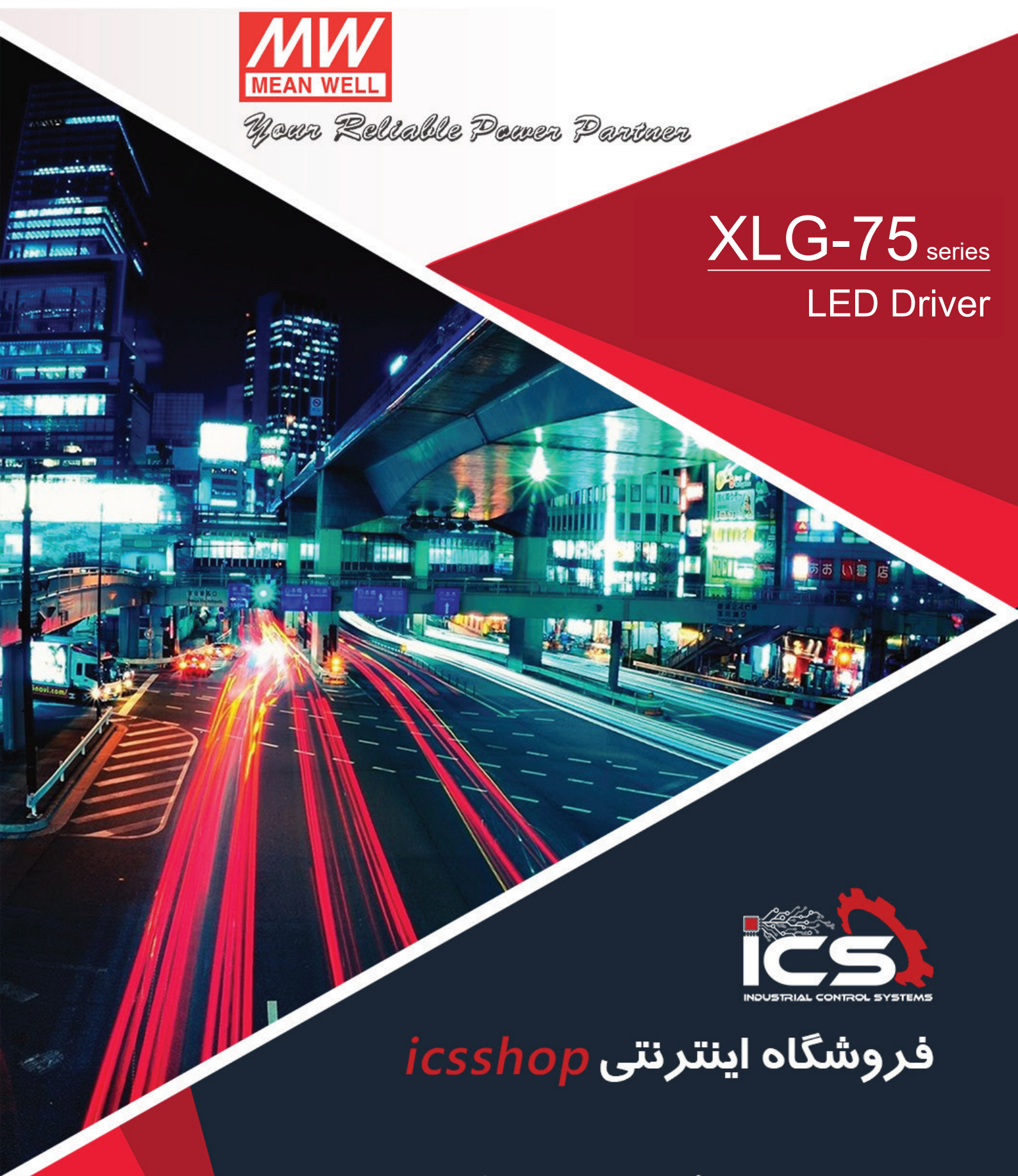

INDUSTRIAL CONTROL SYSTEMS

فروشگاه اینترنتی icsshop

icsshop | icsshop.ir | www.icsshop.ir

www.icsshop.ir

MEAN WELL 75W Constant Power Mode LED Driver XLG-75 series

User's Manual Click Me



Note.15 Note.12

Features

- Wide input range 100~305V AC(Class Ⅰ)
- Full power output at 70~100% Constant power mode operation
- Metal case with IP67, suitable for outdoor application
- Class 2 power unit(except for L type)
- Surge protection with 6KV/4KV
- 3 in 1 dimming function (Dim to off and Isolation design)
- India (EESL) version with Input Over Voltage Protection can survive input voltage stress of 440Vac for 48 hours
- Protection functions: OVP/SCP/OCP/OTP
- Compliance to EN60335-1 household application
- Life time >50,000 hrs. and 5 years warranty

Applications

- Skyscraper lighting
- Street lighting
- Floodlight Lighting
- Stage lighting
- Horticulture lighting
- Bay lighting
- DMX power supply
- Type HL for use in class I, Division 2
- Household devices
- Retail and refrigerated display

GTIN CODE

MW Search: https://www.meanwell.com/serviceGTIN.aspx

Description

XLG-75 series is a 75W LED AC/DC driver featuring the constant power mode.XLG-75 operates from 100~305VAC and offers models with different rated current ranging between 700mA and 5000mA. Thanks to the high efficiency up to 91%, with the fanless design, the entire series is able to operate for -40℃~+90℃ case temperature under free air convection. The design of metal housing and IP67 ingress protection level allows this series to fit both indoor and outdoor applications. Moreover the innovative environment-adaptive capability allows this series to reliably light on the LEDs for all kinds of application environments in almost any spots that may install LED luminaires in the world. XLG-75 series comply with the latest version of IEC61347/GB/T19510.1 and UL8750 international safety regulations. The output and dimming circuit are also completely in accordance with the new regulations with isolation to ensure the safety of both user and luminaire system during installation.

Model Encoding

XLG - 75 [I] - [L] - [ ]

- Function options
- Rated output voltage(12/24V or L/H types)
- I: for India version(by request with Input over voltage protection)
- ☐: For standard version
- Rated wattage
- Series name

Type	Function	Note
Blank	Io and Vo fixed.(For harsh envirenment)	By request
A	Io adjustable via built-in potentiometer	In Stock
AB	Io adjustable via built-in potentiometer + 3 in 1 dimming function (0~10Vdc, 10V PWM signal and resistance)	In Stock
CV	CV-type only with constant voltage function and only for 12V and 24V models,Io and Vo are fixed.	By request

Note: 1.12V and 24V models without the AB type
2.India version needs MOQ for production, please consult MEANWELL for detail

www.icsshop.ir

75W Constant Voltage + Constant Current LED Driver XLG-75 series

SPECIFICATION

MODEL		XLG-75□-12-□	XLG-75□-24-□
OUTPUT	DC VOLTAGE	12V	24V
	CONSTANT CURRENT REGION Note.2	8.4~ 12V	16.8~ 24V
	RATED CURRENT (Default)	5A	3.1A
	RATED POWER	60W	74.4W
	RIPPLE & NOISE (max.) Note.3	150mVp-p	240mVp-p
	CURRENT ADJ RANGE	2.5A~5A	1.55A~3.1A
	VOLTAGE TOLERANCE Note.4	±3.0%	±2.0%
	LINE REGULATION	±0.5%	±0.5%
	LOAD REGULATION	±2%	±1%
	SETUP, RISE TIME Note.6	500ms, 100ms/230VAC, 1200ms, 100ms/115VAC	
	HOLD UP TIME (Typ.)	10ms/ 230VAC 10ms/ 115VAC	
INPUT	VOLTAGE RANGE Note.5	100 ~ 305VAC 142 ~ 431VDC (Please refer to "STATIC CHARACTERISTIC" section)	
	FREQUENCY RANGE	47 ~ 63Hz	
	POWER FACTOR	PF≧0.97/115VAC, PF≧0.95/230VAC, PF≧0.92/277VAC@full load	
	TOTAL HARMONIC DISTORTION	THD< 10%(@load≧50%/115VC,230VAC; @load≧75%/277VAC)	
	EFFICIENCY (Typ.)	89%	90%
	AC CURRENT	1.0A / 115VAC 0.45A / 230VAC 0.38A/277VAC	
	INRUSH CURRENT(Typ.)	COLD START 50A(twidth=300μs measured at 50% Ipeak) at 230VAC; Per NEMA 410	
	MAX. No. of PSUs on 16A CIRCUIT BREAKER	9 units (circuit breaker of type B) / 14 units (circuit breaker of type C) at 230VAC	
	LEAKAGE CURRENT	<0.75mA / 277VAC	
	NO LOAD POWER CONSUMPTION	No load power consumption <0.5W(for standard version)	
PROTECTION	OVER CURRENT	110~160% for CV type, 95~108% for other type	
		CV-type: Hiccup mode only; Other type: Hiccup or constant current limiting; Recovers automatically after fault condition is removed	
	SHORT CIRCUIT	CV-type: Hiccup mode only; Other type: Hiccup or constant current limiting; Recovers automatically after fault condition is removed	
	OVER VOLTAGE	13 ~ 19V	26 ~ 36V
		Shut down output voltage, re-power on to recover	
	INPUT OVER VOLTAGE	320 ~ 370VAC (Shut down output voltage when the input voltage exceeds protection voltage, recovers automatically after fault condition is removed)	
		Can survive input voltage stress of 440Vac for 48 hours(Input over voltage only for XLG-75I series)	
	OVER TEMPERATURE	Shut down output voltage, re-power on to recover	
ENVIRONMENT	WORKING TEMP.	Tcase=-40 ~ +90℃ (Please refer to " OUTPUT LOAD vs TEMPERATURE" section)	
	MAX. CASE TEMP.	Tcase=+90℃	
	WORKING HUMIDITY	20 ~ 95% RH non-condensing	
	STORAGE TEMP., HUMIDITY	-40 ~ +80℃, 10 ~ 95% RH	
	TEMP. COEFFICIENT	±0.03%/℃ (0 ~ 60℃)	
	VIBRATION	10 ~ 500Hz, 5G 12min./1cycle, period for 72min. each along X, Y, Z axes	
EMC SAFETY &	SAFETY STANDARDS Note.7	UL8750(type"HL"), UL879, CSA C22.2 No. 250.13-12;ENEC BS EN/EN61347-1, BS EN/EN61347-2-13 independent, BS EN/EN62384,EN 60335-1 compliant to EN 60335-2-89 Annex BB, EN 60335-2-24 Annex CC;GB/T19510.1 , GB/T19510.213; EAC TP TC 004;J61347-1(H29), J61347-2-13 (H29),KC61347-1,KC61347-2-13,IS15885(Part2/Sec13)(for XLG-75I type only); OM-058-SCFI-2017(except for Blank type);IP67 approved	
	WITHSTAND VOLTAGE	I/P-O/P:3.75KVAC I/P-FG:2KVAC O/P-FG:1.5KVAC	
	ISOLATION RESISTANCE	I/P-O/P, I/P-FG, O/P-FG:100M Ohms / 500VDC / 25℃/ 70% RH	
	EMC EMISSION	**Parameter**	**Standard** / **Test Level/Note**
		Conducted	BS EN/EN55015(CISPR15) ,GB/T 17743 / -----
		Radiated	BS EN/EN55015(CISPR15) ,GB/T 17743 / -----
		Harmonic Current	BS EN/EN61000-3-2 ,GB17625.1 / Class C @load≧50%
		Voltage Flicker	BS EN/EN61000-3-3 / -----
	EMC IMMUNITY	BS EN/EN61547	
		Parameter	**Standard** / **Test Level/Note**
		ESD	BS EN/EN61000-4-2 / Level 3, 8KV air ; Level 2, 4KV contact
		Radiated	BS EN/EN61000-4-3 / Level 3
		EFT/Burst	BS EN/EN61000-4-4 / Level 3
		Surge	BS EN/EN61000-4-5 / 4KV/Line-Line 6KV/Line-Earth
		Conducted	BS EN/EN61000-4-6 / Level 3
		Magnetic Field	BS EN/EN61000-4-8 / Level 4
		Voltage Dips and Interruptions	BS EN/EN61000-4-11 / >95% dip 0.5 periods, 30% dip 25 periods, >95% interruptions 250 periods
OTHERS	MTBF	3404.7K hrs min. Telcordia SR-332 (Bellcore) ; 276.3Khrs min. MIL-HDBK-217F (25℃)	
	DIMENSION	140*63*32mm (L*W*H)	
	PACKING	0.58Kg;24pcs /15Kg /0.85CUFT	

NOTE

1. All parameters NOT specially mentioned are measured at 230VAC input, rated current and 25℃ of ambient temperature.
2. Please refer to "DRIVING METHODS OF LED MODULE". (Except for CV-type)
3. Ripple & noise are measured at 20MHz of bandwidth by using a 12" twisted pair-wire terminated with a 0.1uf & 47uf parallel capacitor.
4. Tolerance : includes set up tolerance, line regulation and load regulation.
5. De-rating may be needed under low input voltages. Please refer to "STATIC CHARACTERISTIC" sections for details.
6. Length of set up time is measured at first cold start. Turning ON/OFF the driver may lead to increase of the set up time.
7. Only CE/ENEC/CB is available for CV-type. XLG-75I series without UL/CSA certificate.
8. The driver is considered as a component that will be operated in combination with final equipment. Since EMC performance will be affected by the complete installation, the final equipment manufacturers must re-qualify EMC Directive on the complete installation again. (as available on https://www.meanwell.com//Upload/PDF/EMI_statement_en.pdf)
9. This series meets the typical life expectancy of >50,000 hours of operation when Tcase, particularly (tc) point (or TMP, per DLC), is about 75℃ or less.
10. Please refer to the warranty statement on MEAN WELL's website at http://www.meanwell.com
11. The ambient temperature derating of 3.5℃/1000m with fanless models and of 5℃/1000m with fan models for operating altitude higher than 2000m(6500ft).
12. Products sourced from the Americas regions may not have the PSE/CCC/BIS/KC logo. Please contact your MEAN WELL sales for more information.
13. To fullfill requirements of the latest ErP regulation for lighting fixtures, this LED drivers can only be used behind a switch without permanently connected to the mains.
14. For any application note and IP water proof function installation caution, please refer our user manual before using. https://www.meanwell.com/Upload/PDF/LED_EN.pdf
15. If you need the NOM (Mexico) certificate, Please contact MEAN WELL sales representative for details.
16. For A/AB type need to consider build in using to comply with Type HL application.

※ Product Liability Disclaimer : For detailed information, please refer to https://www.meanwell.com/serviceDisclaimer.aspx

www.icsshop.ir

75W Constant Power Mode LED Driver XLG-75 series

SPECIFICATION

MODEL		XLG-75□-L-□	XLG-75□-H-□
OUTPUT	RATED CURRENT (Default)	700mA	1400mA
	RATED POWER	74.9W	75.6W
	CONSTANT CURRENT REGION	53 ~ 107V	27 ~ 56V
	FULL POWER CURRENT RANGE	700~1050mA	1300~2100mA
	OPEN CIRCUIT VOLTAGE (max.)	115V	60V
	CURRENT ADJ. RANGE	350~1050mA	650~2100mA
	CURRENT RIPPLE	3.0%(@rated current)	
	CURRENT TOLERANCE	±5%	
	SET UP TIME	500ms/230VAC, 1200ms/115VAC	
INPUT	VOLTAGE RANGE Note.5	100 ~ 305VAC 142VDC ~ 431VDC (Please refer to "STATIC CHARACTERISTIC" ang " DRIVING METHODS OF LED MODULE"section)	
	FREQUENCY RANGE	47 ~ 63Hz	
	POWER FACTOR (Typ.)	PF≧0.97 / 115VAC, PF≧0.95 / 230VAC, PF≧0.92 / 277VAC at full load (Please refer to "Power Factor Characteristic" section)	
	TOTAL HARMONIC DISTORTION	THD< 10% (@ load≧50% at 115VAC/230VAC ,@load≧75% at 277VAC) Please refer to "TOTAL HARMONIC DISTORTION (THD)" section	
	EFFICIENCY (Typ.)	91%	90%
	AC CURRENT (Typ.)	1A / 115VAC 0.45A / 230VAC 0.38A / 277VAC	
	INRUSH CURRENT(Typ.)	COLD START 50A(twidth=300μs measured at 50% Ipeak) at 230VAC; Per NEMA 410	
	MAX. NO. of PSUs on 16A CIRCUIT BREAKER	9 unit(circuit breaker of type B) / 14 units(circuit breaker of type C) at 230VAC	
	LEAKAGE CURRENT	<0.75mA / 277VAC	
	STANDBY POWER CONSUMPTION	Standby power consumption <0.5W for AB-Type(Dimming OFF)(for standard version)	
PROTECTION	OVER POWER	110 ~ 150% Hiccup mode, recovers automatically after fault condition is removed	
	SHORT CIRCUIT	Hiccup mode or Constant current limiting, recovers automatically after fault condition is removed	
	INPUT OVER VOLTAGE	320 ~ 370VAC (Shut down output voltage when the input voltage exceeds protection voltage, recovers automatically after fault condition is removed) Can survive input voltage stress of 440Vac for 48 hours(Input over voltage only for XLG-75I series)	
	OVER TEMPERATURE	Shut down output voltage, re-power on to recovery	
ENVIRONMENT	WORKING TEMP.	Tcase=-40 ~ +90℃ (Please refer to "OUTPUT LOAD vs TEMPERATURE" section)	
	MAX. CASE TEMP.	Tcase=+90℃	
	WORKING HUMIDITY	20 ~ 95% RH non-condensing	
	STORAGE TEMP., HUMIDITY	-40 ~ +80℃, 10 ~ 95% RH non-condensing	
	TEMP. COEFFICIENT	±0.03%/℃ (0 ~ 60℃)	
	VIBRATION	10 ~ 500Hz, 5G 12min./1cycle, period for 72min. each along X, Y, Z axes	
SAFETY & EMC	SAFETY STANDARDS Note.7	UL8750(type"HL"), CSA C22.2 No. 250.13-12; ENEC BS EN/EN61347-1, BS EN/EN61347-2-13 independent, BS EN/EN62384;EN 60335-1 compliant to EN 60335-2-89 Annex BB, EN 60335-2-24 Annex CC;GB/T19510.1 , GB/T19510.213; EAC TP TC 004;J61347-1(H29), J61347-2-13 (H29),KC61347-1,KC61347-2-13,IS15885(Part2/Sec13)(for XLG-75I type only); NOM-058-SCFI-2017(except for Blank type);IP67 approved	
	WITHSTAND VOLTAGE	I/P-O/P:3.75KVAC I/P-FG:2KVAC O/P-FG:1.5KVAC	
	ISOLATION RESISTANCE	I/P-O/P, I/P-FG, O/P-FG:100M Ohms / 500VDC / 25℃/ 70% RH	
	EMC EMISSION	**Parameter**	**Standard** / **Test Level/Note**
		Conducted	BS EN/EN55015(CISPR15) ,GB/T 17743 / -----
		Radiated	BS EN/EN55015(CISPR15) ,GB/T 17743 / -----
		Harmonic Current	BS EN/EN61000-3-2 ,GB17625.1 / Class C @load≥50%
		Voltage Flicker	BS EN/EN61000-3-3 / -----
	EMC IMMUNITY	BS EN/EN61547	
		Parameter	**Standard** / **Test Level/Note**
		ESD	BS EN/EN61000-4-2 / Level 3, 8KV air ; Level 2, 4KV contact
		Radiated	BS EN/EN61000-4-3 / Level 3
		EFT/Burst	BS EN/EN61000-4-4 / Level 3
		Surge	BS EN/EN61000-4-5 / 4KV/Line-Line 6KV/Line-Earth
		Conducted	BS EN/EN61000-4-6 / Level 3
		Magnetic Field	BS EN/EN61000-4-8 / Level 4
		Voltage Dips and Interruptions	BS EN/EN61000-4-11 / >95% dip 0.5 periods, 30% dip 25 periods, >95% interruptions 250 periods
OTHERS	MTBF	3404.7K hrs min. Telcordia SR-332 (Bellcore) ; 276.3Khrs min. MIL-HDBK-217F (25℃)	
	DIMENSION	140*63*32mm (L*W*H)	
	PACKING	0.58Kg;24pcs /15Kg /0.85CUFT	

NOTE

1. All parameters NOT specially mentioned are measured at 230VAC input, rated current and 25℃ of ambient temperature.
2. Please refer to "DRIVING METHODS OF LED MODULE".
3. Ripple & noise are measured at 20MHz of bandwidth by using a 12" twisted pair-wire terminated with a 0.1uf & 47uf parallel capacitor.
4. Tolerance : includes set up tolerance, line regulation and load regulation.
5. De-rating may be needed under low input voltages. Please refer to "STATIC CHARACTERISTIC" sections for details.
6. Length of set up time is measured at first cold start. Turning ON/OFF the driver may lead to increase of the set up time.
7. XLG-75I series without UL/CSA certificate.
8. The driver is considered as a component that will be operated in combination with final equipment. Since EMC performance will be affected by the complete installation, the final equipment manufacturers must re-qualify EMC Directive on the complete installation again. (as available on https://www.meanwell.com//Upload/PDF/EMI_statement_en.pdf)
9. This series meets the typical life expectancy of >50,000 hours of operation when Tcase, particularly (tc) point (or TMP, per DLC), is about 75℃ or less.
10. Please refer to the warranty statement on MEAN WELL's website at http://www.meanwell.com
11. The ambient temperature derating of 3.5℃/1000m with fanless models and of 5℃/1000m with fan models for operating altitude higher than 2000m(6500ft).
12. Products sourced from the Americas regions may not have the PSE/CCC/BIS/KC logo. Please contact your MEAN WELL sales for more information.
13. To fullfill requirements of the latest ErP regulation for lighting fixtures, this LED drivers can only be used behind a switch without permanently connected to the mains.
14. For any application note and IP water proof function installation caution, please refer our user manual before using. https://www.meanwell.com/Upload/PDF/LED_EN.pdf
15. If you need the NOM (Mexico) certificate, Please contact MEAN WELL sales representative for details.
16. For A/AB type need to consider build in using to comply with Type HL application.

※ Product Liability Disclaimer : For detailed information, please refer to https://www.meanwell.com/serviceDisclaimer.aspx

www.icsshop.ir

■ BLOCK DIAGRAM

PFC fosc : 50~120KHz
PWM fosc : 65KHz

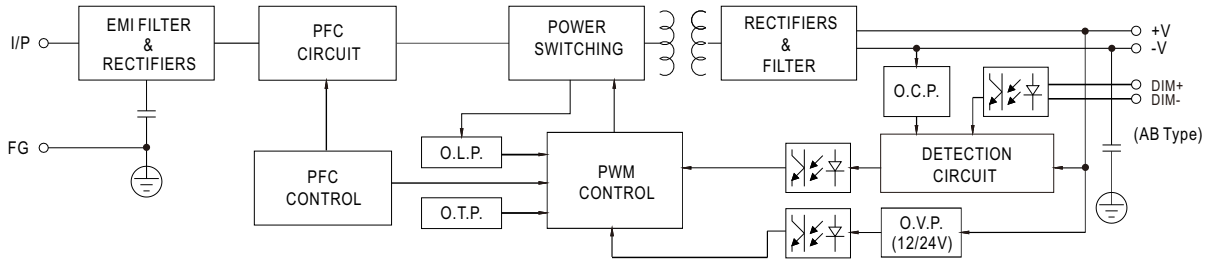

■ DRIVING METHODS OF LED MODULE

※ I-V Operating Area

◎ **XLG-75-L**

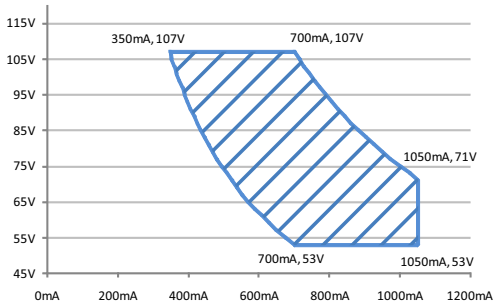

Recommend Performance Region

◎ **XLG-75-H**

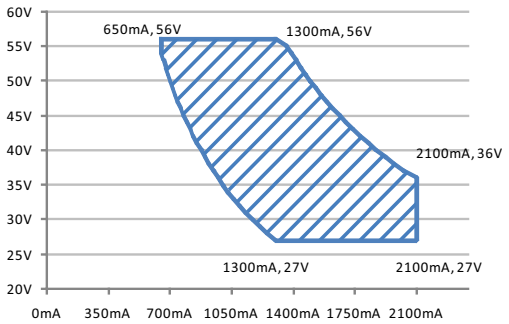

Recommend Performance Region

◎ **XLG-75-12,24**

※ This series is able to work in either Constant Current mode (a direct drive way) or Constant Voltage mode (usually through additional DC/DC driver) to drive the LEDs, except for CV-type.

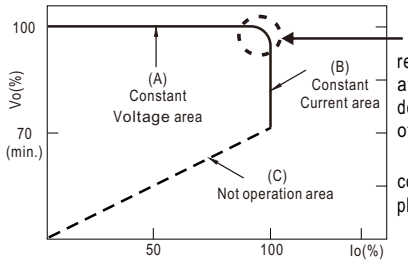

In the constant current region, the highest voltage at the output of the driver depends on the configuration of the end systems.
Should there be any compatibility issues, please please contact MEAN WELL.

Typical output current normalized by rated current (%)

www.icsshop.ir

■ DIMMING OPERATION

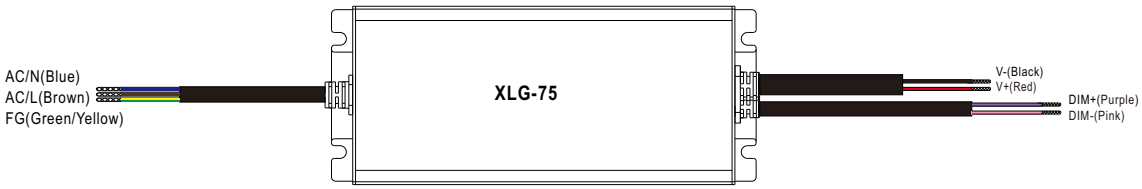

※ 3 in 1 dimming function (for AB-Type)

- Output constant current level can be adjusted by applying one of the three methodologies between DIM+ and DIM-: 0 ~ 10VDC, or 10V PWM signal or resistance.
- Direct connecting to LEDs is suggested. It is not suitable to be used with additional drivers.
- Dimming source current from power supply: 100 μA (typ.)

◎ Applying additive 0 ~ 10VDC

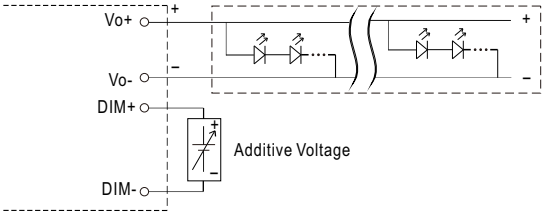

"DO NOT connect "DIM- to Vo-"

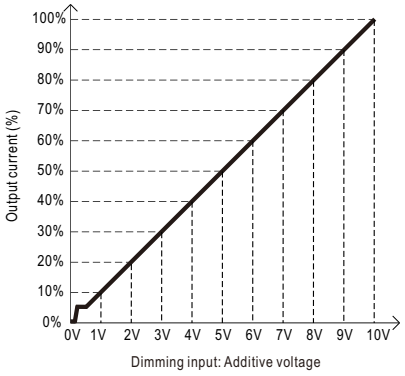

◎ Applying additive 10V PWM signal (frequency range 100Hz ~ 3KHz):

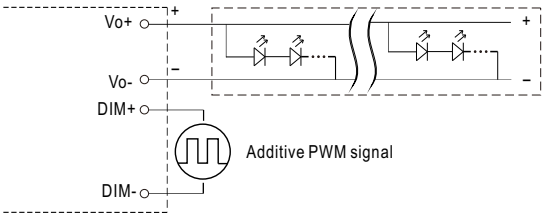

"DO NOT connect "DIM- to Vo-"

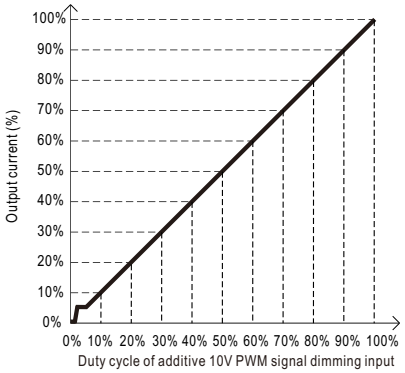

◎ Applying additive resistance:

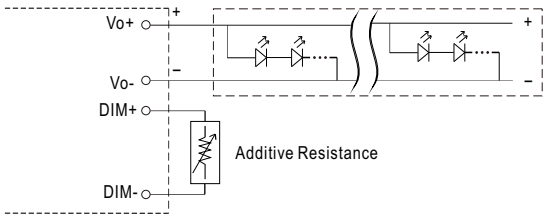

"DO NOT connect "DIM- to Vo-"

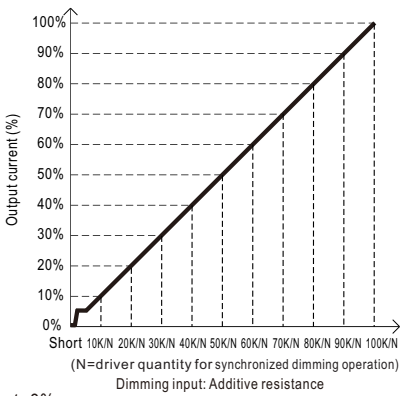

Note : 1. Min. dimming level is about 8% and the output current is not defined when 0%< Iout<8%.
2. The output current could drop down to 0% when dimming input is about 0Ω or 0Vdc, or 10V PWM signal with 0% duty cycle.

www.icsshop.ir

■ OUTPUT LOAD vs TEMPERATURE

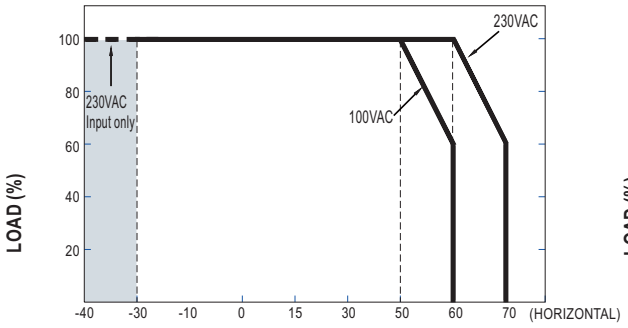

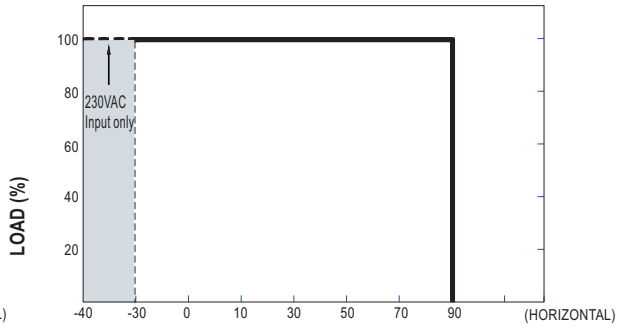

If XLG-75 operates in Constant Current mode with the rated current the maximum workable Ta is 60℃ (Typ. 230VAC) or 50℃ (Typ.100VAC).
Below 110VAC@-30℃ may has restart situation within 5s after power-on.

■ STATIC CHARACTERISTIC

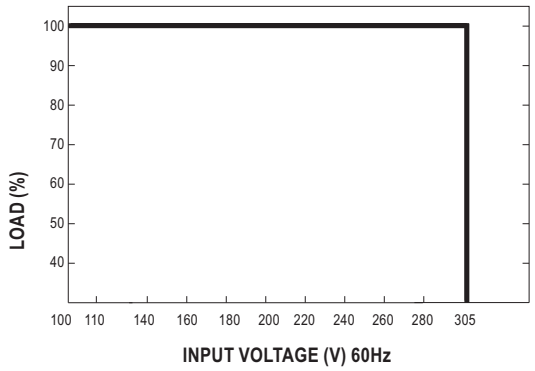

■ POWER FACTOR (PF) CHARACTERISTIC

※ Tcase at 75℃

Constant Current Mode

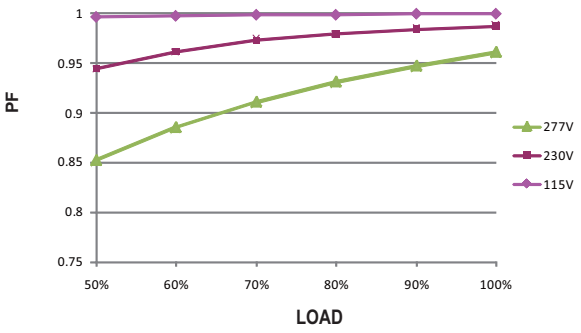

■ TOTAL HARMONIC DISTORTION (THD)

※ XLG-75-L Model, Tcase at 75℃

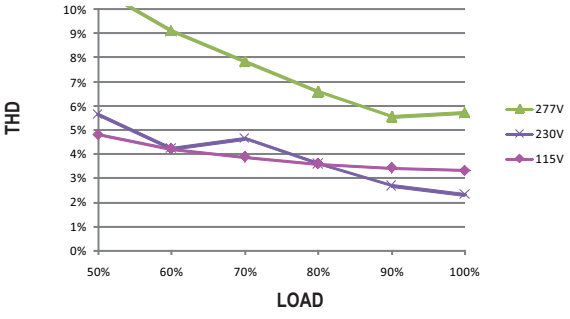

■ EFFICIENCY vs LOAD

XLG-75 series possess superior working efficiency that up to 92% can be reached in field applications.

※ XLG-75-L Model, Tcase at 75℃

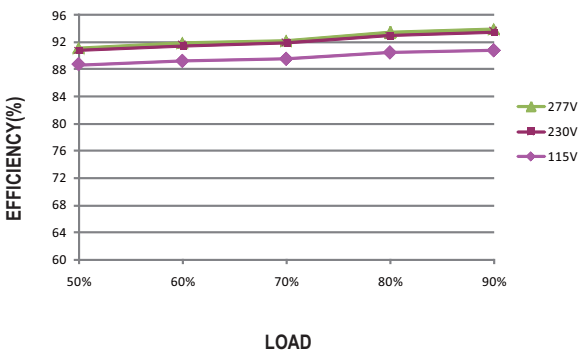

www.icsshop.ir

■ LIFE TIME

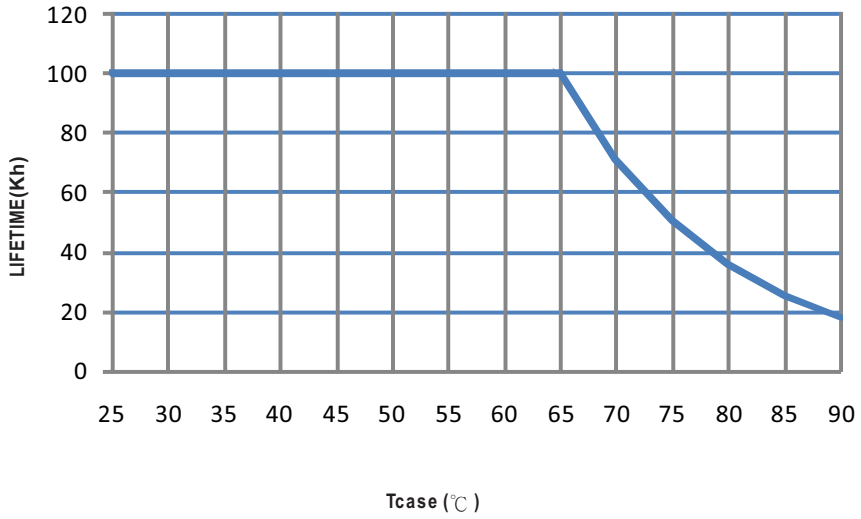

www.icsshop.ir

■ MECHANICAL SPECIFICATION

Case No.: 275A Unit:mm Tolerance:±1

※ Blank/CV-Type

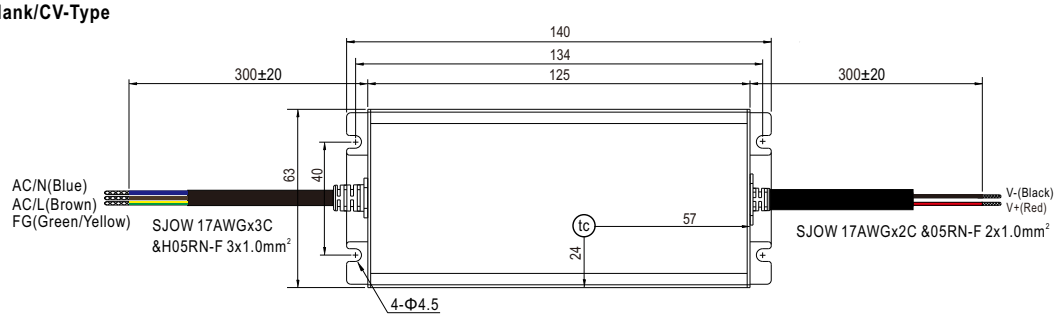

• tc : Max. Case Temperature





※ A-Type

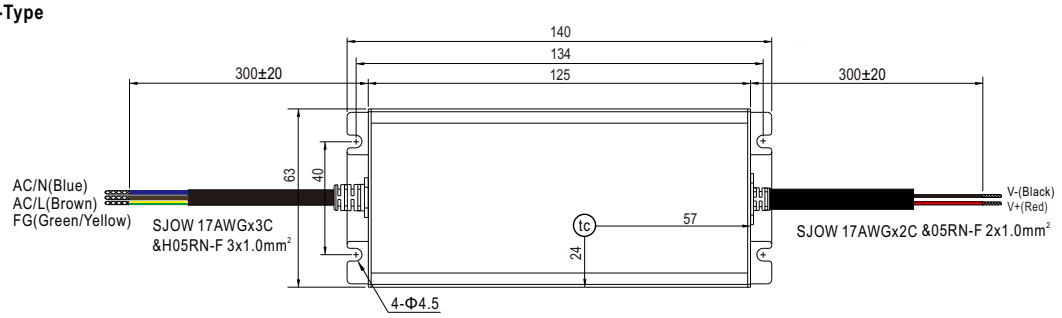

• tc : Max. Case Temperature



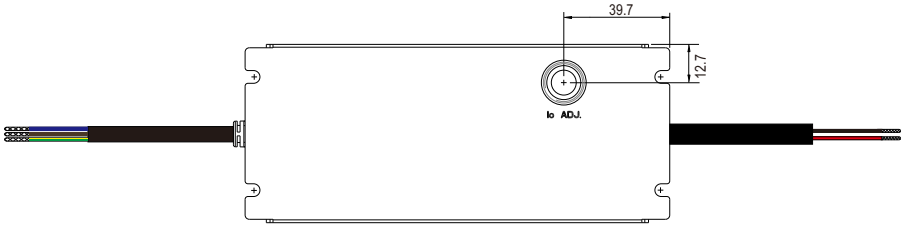

www.icsshop.ir

※ **AB-Type**

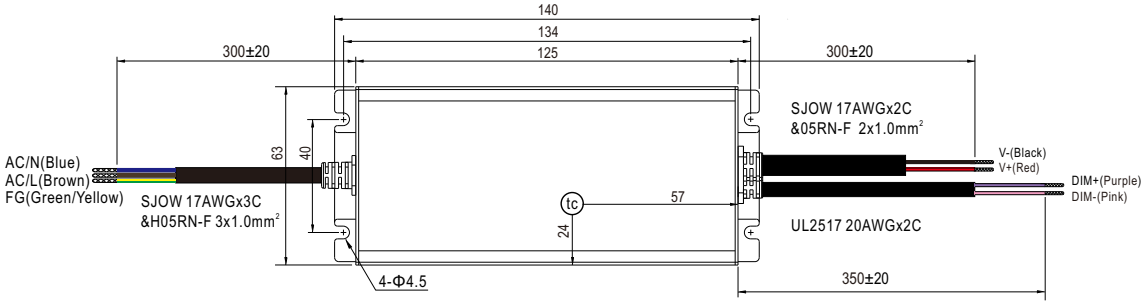

• tc : Max. Case Temperature

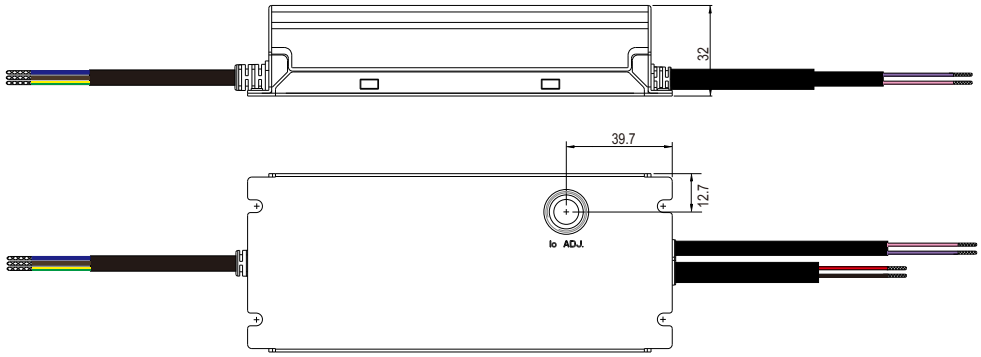

■ Recommend Mounting Direction

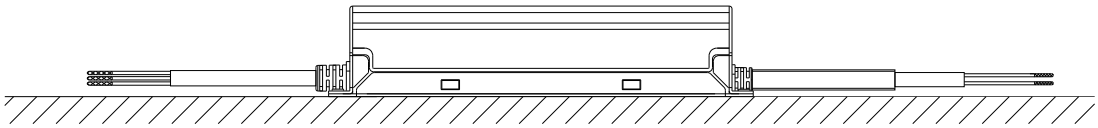

■ INSTALLATION MANUAL

Please refer to : http://www.meanwell.com/manual.html